| Immagine | Codice | Descrizione | Colore | Dimensione |
|---|---|---|---|---|
| 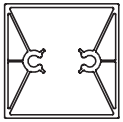 | ALM.PRF.G1001.0300<br>ALM.PRF.G1001.0400<br>ALM.PRF.G1001.0500<br>ALM.PRF.G1001.0600 | Profilo Alluminio Solid<br>100x100 mm | | 3 m<br>4 m<br>5 m<br>6 m |
| 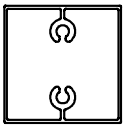 | ALM.PRF.P1016.0300<br>ALM.PRF.P1016.0400<br>ALM.PRF.P1016.0500<br>ALM.PRF.P1016.0600 | Profilo Alluminio Solid<br>80x80 mm | | 3 m<br>4 m<br>5 m<br>6 m |
|  | ALM.PRF.G4006.0400<br>ALM.PRF.G4006.0500<br>ALM.PRF.G4006.0600 | Profilo Alluminio<br>120x120 mm | | 4 m<br>5 m<br>6 m |
|  | ALM.PRF.G1002.0300<br>ALM.PRF.G1002.0400<br>ALM.PRF.G1002.0500<br>ALM.PRF.G1002.0600 | Profilo Allumino<br>100x100 mm | | 3 m<br>4 m<br>5 m<br>6 m |
|  | ALM.PRF.G4005.0300<br>ALM.PRF.G4005.0400<br>ALM.PRF.G4005.0500<br>ALM.PRF.G4005.0600 | Profilo Alluminio<br>80x80 mm | | 3 m<br>4 m<br>5 m<br>6 m |
|  | ALM.PRF.G1017.0400<br>ALM.PRF.G1017.0500<br>ALM.PRF.G1017.0600<br>ALM.PRF.G1017.0700<br>ALM.PRF.G1017.0800 | Profilo Alluminio<br>120x150 mm | | 4 m<br>5 m<br>6 m<br>7 m<br>8 m |

| Immagine | Codice | Descrizione | Colore | Dimensione |
|---|---|---|---|---|
|  | ALM.PRF.G1003.0400<br>ALM.PRF.G1003.0500<br>ALM.PRF.G1003.0600<br>ALM.PRF.G1003.0700<br>ALM.PRF.G1003.0800 | Profilo Alluminio<br>100x150 mm | | 4 m<br>5 m<br>6 m<br>7 m<br>8 m |
| | ALM.PRF.P1017.0400<br>ALM.PRF.P1017.0500<br>ALM.PRF.P1017.0600<br>ALM.PRF.P1017.0700<br>ALM.PRF.P1017.0750 | Profilo Alluminio<br>80x130 mm | | 4 m<br>5 m<br>6 m<br>7 m<br>7,5 m |
| 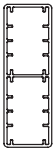 | ALM.PRF.G1009.0500<br>ALM.PRF.G1009.0600<br>ALM.PRF.G1009.0700<br>ALM.PRF.G1009.0800<br>ALM.PRF.G1009.0900 | Profile Alluminio<br>50x150 mm | | 5 m<br>6 m<br>7 m<br>8 m<br>9 m |
| | ALM.PRF.G1004.0400<br>ALM.PRF.G1004.0500<br>ALM.PRF.G1004.0600 | Profilo Alluminio<br>50x100 mm | | 4 m<br>5 m<br>6 m |
|  | ALM.PRF.G1012.0400<br>ALM.PRF.G1012.0500<br>ALM.PRF.G1012.0600<br>ALM.PRF.G1012.0700<br>ALM.PRF.G1012.0800<br>ALM.PRF.G1012.0900 | Profilo Alluminio Scanalato<br>42x150 mm | | 4 m<br>5 m<br>6 m<br>7 m<br>8 m<br>9 m |
|  | ALM.PRF.G1019.0400<br>ALM.PRF.G1019.0500<br>ALM.PRF.G1019.0600<br>ALM.PRF.G1019.0700<br>ALM.PRF.G1019.0750 | Profilo Alluminio<br>40x120 mm | | 4 m<br>5 m<br>6 m<br>7 m<br>7,5 m |

| Immagine | Codice | Descrizione | Colore | Dimensione |
|---|---|---|---|---|
|  | ALM.PRF.G1006.0400<br>ALM.PRF.G1006.0500<br>ALM.PRF.G1006.0600 | Profilo Alluminio<br>50x90 mm | | 4 m<br>5 m<br>6 m |
| | ALM.PRF.G4003.0400<br>ALM.PRF.G4003.0500<br>ALM.PRF.G4003.0600 | Profilo Alluminio<br>40x40 mm | | 4 m<br>5 m<br>6 m |
| | ALM.PRF.G4007.0400<br>ALM.PRF.G4007.0500<br>ALM.PRF.G4007.0600 | Profilo Alluminio<br>40x20 mm | | 4 m<br>5 m<br>6 m |
| | ALM.PRF.G4030.0400<br>ALM.PRF.G4030.0500<br>ALM.PRF.G4030.0600 | Profilo Alluminio<br>20x20 mm | | 4 m<br>5 m<br>6 m |
| | ALM.PRF.G1038.0600 | Tubo Pluviale Grondaia<br>Ø75 mm | | 6 m |
| | ALM.PRF.G4018.0600 | Tubo Pluviale Grondaia<br>Ø70 mm | | 6 m |
| | ALM.PRF.G4020.0600 | Tubo Pluviale Grondaia<br>Ø60 mm | | 6 m |
| | ALM.PRF.G4019.0600 | Tubo Pluviale Grondaia<br>Ø45 mm | | 6 m |

| Immagine | Codice | Descrizione | Colore | Dimensione |
|---|---|---|---|---|
| 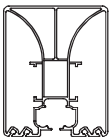 | ALM.PRF.P1003.0400<br>ALM.PRF.P1003.0500<br>ALM.PRF.P1003.0600<br>ALM.PRF.P1003.0700<br>ALM.PRF.P1003.0800 | Profilo Guida - STD<br>120x150 | | 4 m<br>5 m<br>6 m<br>7 m<br>8 m |
| 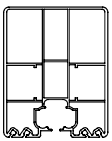 | ALM.PRF.P1008.0400<br>ALM.PRF.P1008.0500<br>ALM.PRF.P1008.0600<br>ALM.PRF.P1008.0700<br>ALM.PRF.P1008.0800 | Profilo Guida Ovale - STD<br>120x150 | | 4 m<br>5 m<br>6 m<br>7 m<br>8 m |
| 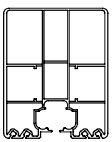 | ALM.PRF.P1009.0800<br>ALM.PRF.P1009.0850<br>ALM.PRF.P1009.0900<br>ALM.PRF.P1009.0950<br>ALM.PRF.P1009.1000 | Profilo Guida - STD<br>(8m-10m)<br>120x150 | | 8 m<br>8,5 m<br>9 m<br>9,5 m<br>10 m |
| 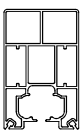 | ALM.PRF.P1018.0400<br>ALM.PRF.P1018.0500<br>ALM.PRF.P1018.0600 | Profilo Guida - ECO<br>75x120 | | 4 m<br>5 m<br>6 m |
| 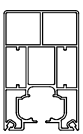 | ALM.PRF.P1021.0400<br>ALM.PRF.P1021.0500<br>ALM.PRF.P1021.0600 | Profilo Guida Ovale - ECO<br>75x120 | | 4 m<br>5 m<br>6 m |
| | ALM.PRF.P1004.0400<br>ALM.PRF.P1004.0500<br>ALM.PRF.P1004.0600<br>ALM.PRF.P1004.0700<br>ALM.PRF.P1004.0800 | Profilo Guida<br>55x90 | | 4 m<br>5 m<br>6 m<br>7 m<br>8 m |

| Immagine | Codice | Descrizione | Colore | Dimensione |
|---|---|---|---|---|
| | ALM.PRF.P1005.0400<br>ALM.PRF.P1005.0500<br>ALM.PRF.P1005.0600<br>ALM.PRF.P1005.0700<br>ALM.PRF.P1005.0800 | Profilo Guida Ovale<br>55x90 | | 4 m<br>5 m<br>6 m<br>7 m<br>8 m |
| | ALM.PRF.G1014.0600 | Struttura in Alluminio Fissa<br>Profilo ad U | | 6 m |
| | ALM.PRF.G1015.0600 | Struttura in Alluminio Fissa<br>Profilo ad H | | 6 m |
| | ALM.PRF.G1016.0600 | Struttura in Alluminio Fissa<br>Profilo Anteriore | | 6 m |
|  | ALM.LVH.G6007.KREM<br>ALM.LVH.G6007.BYAZ<br>ALM.LVH.G6007.GREY | Pannello Composite<br>1250x3200x4 mm | Avorio<br>Bianco<br>Grigio | |
|  | ALM.LVH.G6008.KREM<br>ALM.LVH.G6008.BYAZ<br>ALM.LVH.G6008.GREY | Pannello Sandwich<br>1500x3000x20 mm | Avorio<br>Bianco<br>Grigio | |
|  | ALM.PRF.G6014.BRUT | Piastra in Alluminio<br>1500x4000x2mm | | |
| | ALM.LVH.G6006.0300 | Angolo a T Alluminio | | 3 m |

| Imagine | Codice | Descrizione | Colore | Dimensione |
|---|---|---|---|---|
| | ALM.PRF.G4013.0400 | Angolo<br>100x300 mm | | 4 m |
| | ALM.PRF.G4012.0300 | Angolo<br>100x150 mm | | 3 m |
| | ALM.PRF.G1031.0600 | Angolo<br>100x100 mm | | 6 m |
| | ALM.PRF.G4014.0300 | Angolo<br>80x80 mm | | 3 m |
| | ALM.PRF.G1030.0600 | Angolo<br>50x50 mm | | 6 m |
| | ALM.PRF.G1032.0600 | Angolo<br>30x30 mm | | 6 m |
| 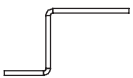 | ALM.PRF.G4011.0400 | Angolo a Z | | 3 m |
| 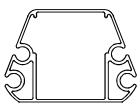 | ALM.PRF.P1001.0350<br>ALM.PRF.P1001.0400<br>ALM.PRF.P1001.0450<br>ALM.PRF.P1001.0600 | Profilo Porta Tessuto<br>Canale Doppio | | 3,5 m<br>4 m<br>4,5 m<br>6 m |

| Immagine | Codice | Descrizione | Colore | Dimensione |
|---|---|---|---|---|
| | ALM.PRF.P1002.0350<br>ALM.PRF.P1002.0400<br>ALM.PRF.P1002.0450<br>ALM.PRF.P1002.0600 | Profilo Porta Tessuto<br>Canale Singolo | | 3,5 m<br>4 m<br>4,5 m<br>6 m |
| 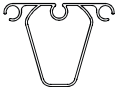 | ALM.PRF.P1006.0350<br>ALM.PRF.P1006.0400<br>ALM.PRF.P1006.0450<br>ALM.PRF.P1006.0600 | Profilo Porta Tessuto Decorativo<br>Canale Singolo | | 3,5 m<br>4 m<br>4,5 m<br>6 m |
| | ALM.PRF.G1007.0400<br>ALM.PRF.G1007.0500<br>ALM.PRF.G1007.0600 | Profilo Louvre Fisso Alluminio<br>150 mm | | 4 m<br>5 m<br>6 m |
| | ALM.PRF.G1018.0400<br>ALM.PRF.G1018.0500<br>ALM.PRF.G1018.0600 | Profilo Louvre Fisso Alluminio<br>100 mm | | 4 m<br>5 m<br>6 m |
| | ALM.PRF.G1011.0600 | Finitura a Parete | | 6 m |
|  | ALM.LVH.G6001.0100 | Copertura Tessuto | | 63x100 cm<br>63x200 cm<br>63x300 cm<br>63x400 cm |
| 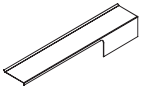 | ALM.LVH.G6002 Right<br>ALM.LVH.G6003 Left | Coperchio Struttura Laterale - STD | | 1 m<br>1,5 m<br>2 m |
| 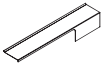 | ALM.LVH.G6004 Right<br>ALM.LVH.G6005 Left | Coperchio Struttura Laterale - ECO | | 1 m<br>1,5 m<br>2 m |



* vista dalla parte anteriore del prodotto

| Immagine | Codice | Descrizione | Colore | Dimensione |
|---|---|---|---|---|
| | ALM.PRF.P1010.0400<br>ALM.PRF.P1010.0500<br>ALM.PRF.P1010.0600 | Profilo Alluminio<br>(Code:4460) | | 4 m<br>5 m<br>6 m |
| | ALM.PRF.P1035.0400<br>ALM.PRF.P1035.0500<br>ALM.PRF.P1035.0600 | Profilo Alluminio<br>(Code:2986) | | 4 m<br>5 m<br>6 m |
| | ALM.PRF.P1011.0400<br>ALM.PRF.P1011.0500<br>ALM.PRF.P1011.0600 | Profilo Alluminio<br>(Code:4461) | | ,4 m<br>5 m<br>6 m |
| | ALM.PRF.P1012.0600 | Profilo Alluminio<br>(Code:4462) | | 6 m |
| | ALM.PRF.G1047.0300 | Profilo di Fissaggio Tessuto | | 3 m |
| 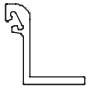 | ALM.PRF.G1029.0600 | Profilo Guarnizione a Striscia in Alluminio | | 6 m |
| | ALM.PRF.G1033.0600 | FS 1200 Guarnizione a Striscia | | 6 m |
| 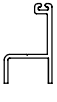 | ALM.PRF.G1036.0700 | Profilo Guarnizione a Striscia in Alluminio<br>43,5mm | | 7 m |
| 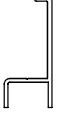 | ALM.PRF.G1037.0700 | Profilo Guarnizione a Striscia in Alluminio<br>63,5mm | | 7 m |

| Immagine | Codice | Descrizione | Colore | Dimensione |
|---|---|---|---|---|
| | ALM.PRF.G1034.0600 | Profilo a T<br>30x30 mm | | 6 m |
| | ALM.PRF.G1035.0600 | Profilo a T<br>25x25 mm | | 6 m |
| | ALM.PRF.P1013.0400<br>ALM.PRF.P1013.0500<br>ALM.PRF.P1013.0600<br>ALM.PRF.P1013.0700 | Grondaia in Alluminio | | 4 m<br>5 m<br>6 m<br>7 m |
| 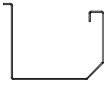 | ALM.PRF.G4015.0400 | Grondaia con Curvatura Speciale | | 4 m |
| | ALM.PRF.G401 .0400 | Grondaia Trapezoidale con Curvatura Speciale | | 4 m |
| | ALM.PRF.G4016.0400 | Grondaia Trapezoidale con Curvatura Speciale ECO | | 4 m |
| | ALM.PRF.G1013.0600 | Albero di Trasmissione in Alluminio<br>(Spesso) | | 6 m |
| | ALM.PRF.G1005.0040<br>ALM.PRF.G1005.0070<br>ALM.PRF.G1005.0600 | Albero di Trasmissione in Alluminio<br>(Sottile) | | 0,4 m<br>0,7 m<br>6 m |

| Immagine | Codice | Descrizione | Colore | Dimension |
|---|---|---|---|---|
| | DMR.PRF.G1025.0400<br>DMR.PRF.G1025.0500<br>DMR.PRF.G1025.0600 | Profilo Scatola di Ferro<br>150x200x3 mm | | 4 m<br>5 m<br>6 m |
| | DMR.PRF.G1024.0400<br>DMR.PRF.G1024.0500<br>DMR.PRF.G1024.0600 | Profilo Scatola di Ferro<br>100x200x5 mm | | 4 m<br>5 m<br>6 m |
| | DMR.PRF.G1023.0400<br>DMR.PRF.G1023.0500<br>DMR.PRF.G1023.0600 | Profilo Scatola di Ferro<br>100x200x3 mm | | 4 m<br>5 m<br>6 m |
| | DMR.PRF.G1022.0400<br>DMR.PRF.G1022.0500<br>DMR.PRF.G1022.0600 | Profilo Scatola di Ferro<br>150x150x5 mm | | 4 m<br>5 m<br>6 m |
| | DMR.PRF.G1021.0400<br>DMR.PRF.G1021.0500<br>DMR.PRF.G1021.0600 | Profilo Scatola di Ferro<br>150x150x3 mm | | 4 m<br>5 m<br>6 m |
| | DMR.PRF.G1020.0400<br>DMR.PRF.G1020.0500<br>DMR.PRF.G1020.0600 | Profilo Scatola di Ferro<br>100x150x5 mm | | 4 m<br>5 m<br>6 m |
| | DMR.PRF.G1019.0400<br>DMR.PRF.G1019.0500<br>DMR.PRF.G1019.0600 | Profilo Scatola di Ferro<br>100x150x3 mm | | 4 m<br>5 m<br>6 m |
| | DMR.PRF.G1018.0400<br>DMR.PRF.G1018.0500<br>DMR.PRF.G1018.0600 | Profilo Scatola di Ferro<br>100x100x5 mm | | 4 m<br>5 m<br>6 m |

| Immagine | Codice | Descrizione | Colore | Dimensione |
|---|---|---|---|---|
| | DMR.PRF.G1016.0400<br>DMR.PRF.G1016.0500<br>DMR.PRF.G1016.0600 | Profilo Scatola di Ferro<br>100x100x3 mm | | 4 m<br>5 m<br>6 m |
| | DMR.PRF.G1015.0400<br>DMR.PRF.G1015.0500<br>DMR.PRF.G1015.0600 | Profilo Scatola di Ferro<br>50x150x5 mm | | 4 m<br>5 m<br>6 m |
| | DMR.PRF.G1014.0400<br>DMR.PRF.G1014.0500<br>DMR.PRF.G1014.0600 | Profilo Scatola di Ferro<br>50x150x3 mm | | 4 m<br>5 m<br>6 m |
| | DMR.PRF.G1010.0400<br>DMR.PRF.G1010.0500<br>DMR.PRF.G1010.0600 | Profilo Scatola di Ferro<br>90x90x3 mm | | 4 m<br>5 m<br>6 m |
| | DMR.PRF.G1009.0400<br>DMR.PRF.G1009.0500<br>DMR.PRF.G1009.0600 | Profilo Scatola di Ferro<br>80x80x3 mm | | 4 m<br>5 m<br>6 m |
| | DMR.PRF.G1011.0400<br>DMR.PRF.G1011.0500<br>DMR.PRF.G1011.0600 | Profilo Scatola di Ferro<br>50x100x3 mm | | 4 m<br>5 m<br>6 m |
| | DMR.PRF.G1013.0400<br>DMR.PRF.G1013.0500<br>DMR.PRF.G1013.0600 | Profilo Scatola di Ferro<br>50x100x2.5 mm | | 4 m<br>5 m<br>6 m |
| | DMR.PRF.G1008.0400<br>DMR.PRF.G1008.0500<br>DMR.PRF.G1008.0600 | Profilo Scatola di Ferro<br>40x120x2 mm | | 4 m<br>5 m<br>6 m |

| Immagine | Codice | Descrizione | Colore | Dimensione |
|---|---|---|---|---|
| | DMR.PRF.G1006.0400<br>DMR.PRF.G1006.0500<br>DMR.PRF.G1006.0600 | Profilo Scatola di Ferro<br>40x80x3 mm | | 4 m<br>5 m<br>6 m |
| | DMR.PRF.G1004.0400<br>DMR.PRF.G1004.0500<br>DMR.PRF.G1004.0600 | Profilo Scatola di Ferro<br>40x60x2 mm | | 4 m<br>5 m<br>6 m |
| | DMR.PRF.G1001.0400<br>DMR.PRF.G1001.0500<br>DMR.PRF.G1001.0600 | Profilo Scatola di Ferro<br>40x40x2 mm | | 4 m<br>5 m<br>6 m |
| | DMR.PRF.G1007.0400<br>DMR.PRF.G1007.0500<br>DMR.PRF.G1007.0600 | Profilo Scatola di Ferro<br>40x20x2 mm | | 4 m<br>5 m<br>6 m |
| | DMR.PRF.G3001.0600 | Lamiera di Ferro<br>100x10mm | | 6 m |
| | DMR.PRF.G2002.0600 | Tubo di Ferro Sistema a Sospensione<br>Ø50 mm | | 6 m |

| Immagine | Codice | Descrizione | Colore | Dimensione |
|---|---|---|---|---|
| 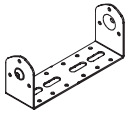 | DMR.APR.P1012.ELGV | Staffa di Collegamento Modulare Guida Trave Anteriore STD - 242 mm | | |
| | DMR.APR.P1011.ELGV | Staffa di Collegamento Guida Trave Anteriore STD - 122 mm | | |
| | DMR.APR.P1016.ELGV | Staffa di Collegamento Modulare Guida Trave Anteriore ECO - 152 mm | | |
| | DMR.APR.P1017.ELGV | Staffa di Collegamento Guida Trave Anteriore ECO - 77 mm | | |
| | DMR.APR.P1044.ELGV | Staffa di Collegamento Modulare Guida Trave Anteriore STD - 242 mm - 110° | | |
| | DMR.APR.P1046.ELGV | Staffa di Collegamento Modulare Guida Trave Anteriore STD - 242 mm - 100° | | |
| | DMR.APR.P1043.ELGV | Staffa di Collegamento Guida Trave Anteriore STD - 122mm - 110° | | |
| | DMR.APR.P1045.ELGV | Staffa di Collegamento Guida Trave Anteriore STD - 122 mm -100° | | |
| | DMR.APR.P1050.ELGV | Staffa di Collegamento Modulare Guida Trave Anteriore ECO - 152 mm - 110° | | |

| Immagine | Codice | Descrizione | Colore |
|---|---|---|---|
| | DMR.APR.P1048.ELGV | Staffa di Collegamento Modulare Guida Trave Anteriore ECO - 152 mm - 100° | |
| | DMR.APR.P1069.ELGV | Staffa di Collegamento Guida Trave Anteriore ECO - 77 mm - 110° | |
| | DMR.APR.P1047.ELGV | Staffa di Collegamento Guida Trave Anteriore ECO - 77 mm - 100° | |
| | DMR.APR.P1053.ELGV | Staffa di Collegamento Modulare Guida Trave Anteriore Trapezoidale - 242 mm | |
| | DMR.APR.P1051.ELGV | Staffa di Collegamento Guida Trave Anteriore Trapezoidale - 122 mm | |
| | ALM.APR.P1011.BRUT | Coperchio Logo Alluminio - STD 110° | |
| | ALM.APR.P1010.BRUT | Coperchio Logo Alluminio - STD 100° | |
| | ALM.APR.P1013.BRUT | Coperchio Logo Alluminio - ECO 110° | |
| | ALM.APR.P1012.BRUT | Coperchio Logo Alluminio - ECO 100° | |
| | DMR.APR.P1010.ELGV | Staffa di Collegamento Guida Trave Posteriore STD - 242x150 mm | |
| | DMR.APR.P1009.ELGV | Staffa di Collegamento Guida Trave Posteriore STD - 122x150 mm | |

| Immagine | Codice | Descrizione | Colore |
|---|---|---|---|
| | DMR.APR.P1014.ELGV | Staffa di Collegamento Modulare Guida Trave Posteriore ECO 152x120 mm | |
| | DMR.APR.P1015.ELGV | Staffa di Collegamento Guida Trave Posteriore ECO - 76x120 mm | |
| | DMR.APR.P1124.ELGV | Staffa Posteriore Modulo Guida - STD 242 mm | |
| | ALM.APR.P1001.BRUT | Staffa di Collegamento Modulo Alluminio - STD 242 mm | |
| | ALM.APR.P1002.BRUT | Staffa di Collegamento Modulo Alluminio - ECO 152 mm | |
| | DMR.APR.P2006.BRUT | Gomito di Scarico Alluminio Pressofuso - STD Intero | |
| | DMR.APR.P2014.BRUT | Gomito di Scarico Alluminio Pressofuso - STD Metà | |
| | DMR.APR.P2007.BRUT | Gomito di Scarico Alluminio Pressofuso - ECO Standard | |
| | DMR.APR.P2001.BRUT | Coperchio Alluminio Pressofuso Trave Anteriore Arrotondato - 100x150 mm | |
| 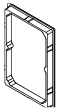 | DMR.APR.G2001.BRUT | Coperchio Alluminio Pressofuso Trave Anteriore Piano 100x150 mm | |

| Immagine | Codice | Descrizione | Colore |
|---|---|---|---|
| | DMR.APR.P2002.BRUT | Coperchio Alluminio Pressofuso - ECO Arrotondato 80x130 mm | |
| 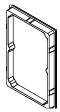 | DMR.APR.P2003.BRUT | Coperchio Alluminio Pressofuso Trave Anteriore - ECO Piano 80x130 mm | |
| | DMR.APR.G2003.BRUT | Coperchio Alluminio Pressofuso Trave Laterale 50x150 mm | |
| | DMR.APR.G2004.BRUT | Coperchio Alluminio Pressofuso Trave Posteriore 42x150 mm | |
| | DMR.APR.G2005.BRUT | Coperchio Alluminio Pressofuso Trave Posteriore 40x120 mm | |
| | DMR.APR.P2004.BRUT | Tappo Terminale Alluminio Pressofuso Profilo Guida STD Arrotondato -120x150 mm | |
| | DMR.APR.P2008.BRUT | Tappo Terminale Alluminio Pressofuso Profilo Guida STD Piano - 120x150 mm | |
| | DMR.APR.P2005.BRUT | Tappo Terminale Alluminio Pressofuso Profilo Guida ECO Arrotondato - 75x120 mm | |
| | DMR.APR.P2009.BRUT | Tappo Terminale Alluminio Pressofuso Profilo Guida ECO Piano - 75x120 mm | |

| Immagine | Codice | Descrizione | Colore |
|---|---|---|---|
| 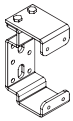 | DMR.APR.G1012.ELGV | Staffa a Parete<br>50x150 mm | |
| 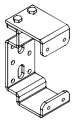 | DMR.APR.G1013.ELGV | Staffa a Parete<br>42x150 mm | |
| 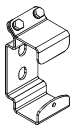 | DMR.APR.G1016.ELGV | Staffa a Parete<br>40x120 mm | |
| 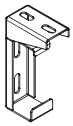 | DMR.APR.G1011.ELGV | Staffa a Soffitto<br>50x150 mm | |
| 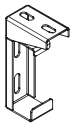 | DMR.APR.G1077.ELGV | Staffa a Soffitto<br>42x150 mm | |
| 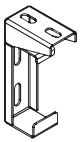 | DMR.APR.G1015.ELGV | Staffa a Soffitto<br>40x120 mm | |
| | DMR.APR.G1056.ELGV | Angolo Pergola<br>100x100x4 mm | |

| Immagine | Codice | Descrizione | Colore |
|---|---|---|---|
| 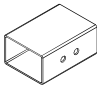 | DMR.APR.G1002.ELGV | Dispositivo di Collegamento Profilo 100x150x5 mm / 300 mm | |
| 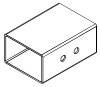 | DMR.APR.G1001.ELGV | Dispositivo di Collegamento Profilo 100x150x3 mm / 340 mm | |
| 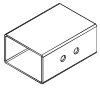 | ALM.APR.G1001.BRUT | Dispositivo di Collegamento Profilo 100x150 / 400 mm | |
| 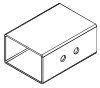 | ALM.APR.G1002.BRUT | Dispositivo di Collegamento Profilo 100x150 / 200 mm | |
| 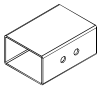 | DMR.APR.P1001.ELGV | Dispositivo di Collegamento Profilo - ECO 80x130 / 200 mm | |
| 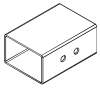 | DMR.APR.P1002.ELGV | Dispositivo di Collegamento Profilo - ECO 80x130 / 100 mm | |
| | DMR.APR.P2010.BRUT - Left<br>DMR.APR.P2011.BRUT - Right | Tappo Laterale Grondaia | |
| | DMR.APR.P2017.BRUT | Dispositivo di Collegamento Guida Trave Anteriore Pressofuso | |

* Vista dalla parte anteriore del prodotto

| Immagine | Codice | Descrizione | Colore |
|---|---|---|---|
| | ALM.APR.P1003.BRUT | Dispositivo di Collegamento Grondaia | |
| | ALM.APR.G1007.BRUT | Dispositivo di Collegamento Grondaia Trapezoidale | |
| | ALM.APR.P1004.BRUT | Dispositivo di Collegamento Grondaia - Ovale | |
| | ALM.APR.G1008.BRUT | Tubo Pluviale Grondaia Alluminio<br>Ø70 mm | |
| | ALM.APR.G1010.BRUT | Tubo Pluviale Grondaia Alluminio<br>Ø65 mm | |
| | ALM.APR.G1009.BRUT | Tubo Pluviale Grondaia Alluminio<br>Ø45 mm | |
| | ALM.APR.G1011.BRUT | Morsetto<br>Ø80 mm | |
| | ALM.APR.G1012.BRUT | Tubo di Scarico Acqua<br>Ø70 mm | |

| Immagine | Codice | Descrizione | Colore |
|---|---|---|---|
| 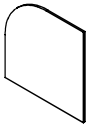 | ALM.APR.P1009.BRUT | Piastra Copertura Superiore Pilastro Anteriore Serie Pavilion | |
| 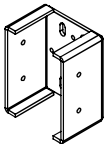 | DMR.APR.P1034.ELGV | Dispositivo di Collegamento Trave Serie Pavilion<br>80x112,6x143,6 mm | |
| 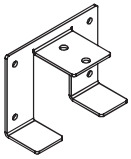 | DMR.APR.P1039.ELGV | Dispositivo di Collegamento Lamiera Copertura Superiore | |
| 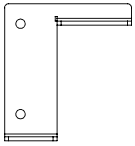 | DMR.APR.P1040.ELGV<br>DMR.APR.P1041.ELGV | Dispositivo di Collegamento Lamiera Copertura Superiore DX<br>Dispositivo di Collegamento Lamiera Copertura Superiore SX | |
| 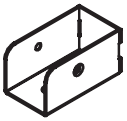 | DMR.APR.G1004.ELGV | Dispositivo ad U<br>100x150x3 mm | |
| | DMR.APR.G1005.ELGV | Dispositivo ad U<br>100x100x3 mm | |
| 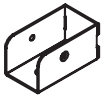 | DMR.APR.G1008.ELGV | Dispositivo ad U<br>50x150x3 mm | |

* Vista dalla parte anteriore del prodotto

| Immagine | Codice | Descrizione | Colore |
|---|---|---|---|
| | DMR.APR.P1013.ELGV | Dispositivo ad U 80x80 mm | |
| | DMR.APR.G1003.ELGV | Dispositivo ad U 50x100x3 mm | |
| 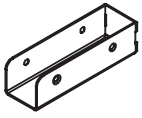 | DMR.APR.G1007.ELGV | Dispositivo ad U 42x150x2 mm | |
| 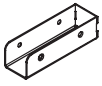 | DMR.APR.G1006.ELGV | Dispositivo ad U 40x120x2 mm | |
| | DMR.APR.P1005.ELGV | Dispositivo di Collegamento Profilo ECO Glazing per vetro - Posteriore 80x130 mm | |
| 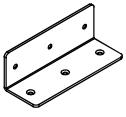 | DMR.APR.P1003.ELGV | Dispositivo di Collegamento Profilo Glazing per vetro 54x54x150 mm | |
| 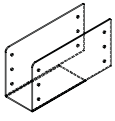 | DMR.APR.P1004.ELGV | Staffa di Collegamento Profilo ECO Glazing per vetro - Anteriore | |
| 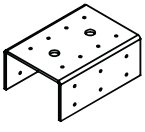 | DMR.APR.G1017.ELGV | Staffa a Parete 100x200x5 mm | |

| Immagine | Codice | Descrizione | Colore | D |
|---|---|---|---|---|
| 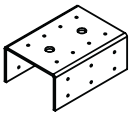 | DMR.APR.G1090.ELGV | Staffa a Parete<br>100x150x5 mm | | |
| 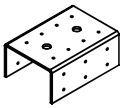 | DMR.APR.G1019.ELGV | Staffa a Parete<br>80x130x5 mm | | |
| 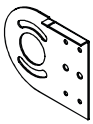 | DMR.APR.G1009.ELGV | Dispositivo Posteriore Destra Guida - ECO<br>150x123x3 mm | | |
| | DMR.APR.G1010.ELGV | Dispositivo Posteriore Sinistra Guida - ECO<br>150x123x3 mm | | |
| | DMR.APR.P1032.ELGV | Dispositivo Posteriore Destra Guida -STD<br>150x180x3 mm | | |
| 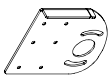 | DMR.APR.P1033.ELGV | Dispositivo Posteriore Sinistra Guida -STD<br>150x180x3 mm | | |
| 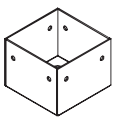 | DMR.APR.P1018.PSMZ | Dispositivo di Ancoraggio in Acciaio Inox STD - Chiuso<br>100x100 mm | | |
| 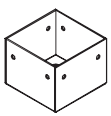 | DMR.APR.P1019.PSMZ | Dispositivo di Ancoraggio in Acciaio Inox ECO - Chiuso<br>80x80 mm | | |
| 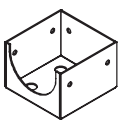 | DMR.APR.P1105.PSMZ | Dispositivo di Ancoraggio in Acciaio Inox STD – Aperto a Metà<br>100x100 mm | | |

* Vista dalla parte anteriore del prodotto

| Immagine | Codice | Descrizione | Colore |
|---|---|---|---|
| 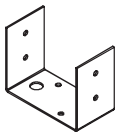 | DMR.APR.P1021.PSMZ | Dispositivo di Ancoraggio in Acciaio Inox STD - Aperto 50x100 mm | |
| 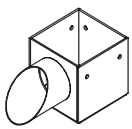 | DMR.APR.P1022.PSMZ | Dispositivo di Ancoraggio in Acciaio Inox –STD – Scarico Acqua Ovale 100x100 mm | |
| 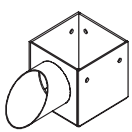 | DMR.APR.P1023.PSMZ | Dispositivo di Ancoraggio in Acciaio Inox – ECO – Scarico Acqua Ovale 80x80 mm | |
| 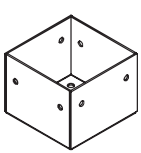 | DMR.APR.P1024.PSMZ | Dispositivo di Ancoraggio in Acciaio Inox –STD – Scarico Acqua a Terra 100x100 mm | |
| 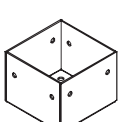 | DMR.APR.P1025.PSMZ | Dispositivo di Ancoraggio in Acciaio Inox –ECO – Scarico Acqua a Terra 80x80 mm | |
| 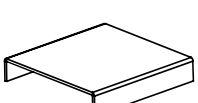 | DMR.APR.P1026.SIGL | Tappo Interno Dispositivo di Ancoraggio in Acciaio Inox 100x100 mm | |
| | DMR.APR.P1027.SIGL | Tappo Interno Dispositivo di Ancoraggio in Acciaio Inox 80x80 mm | |

| Immagine | Codice | Descrizione | Colore |
|---|---|---|---|
| 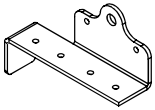 | DMR.APR.G1020.BRUT<br>DMR.APR.G1021.BRUT | Staffa Scatola Motore - STD Sinistra<br>Staffa Scatola Motore - STD Destra<br>150x3 mm | |
| 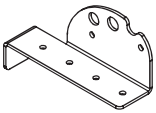 | DMR.APR.G1080.ELGV<br>DMR.APR.G1081.ELGV | Staffa Scatola Motore - per la serie Crown - Sinistra<br>Staffa Scatola Motore - per la serie Crown - Destra<br>150x3 mm | |
| 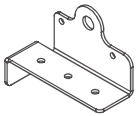 | DMR.APR.G1022.BRUT<br>DMR.APR.G1023.BRUT | Staffa Scatola Motore - ECO Sinistra<br>Staffa Scatola Motore - ECO Destra | |
| 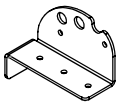 | DMR.APR.G1078.ELGV<br>DMR.APR.G1079.ELGV | Staffa Scatola Motore - per la serie ECO Crown - Sinistra<br>Staffa Scatola Motore - per la serie ECO Crown - Destra | |
| 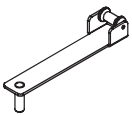 | DMR.APR.P1042.ELGV | Dispositivo Tendicinghia | |
| 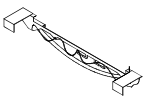 | DMR.APR.G1107.YMMX | Sollevatore Tessuto | |
| | DMR.APR.G1106.YMMX | Dispositivo Tenditessuto | |
| | HRD.TKM.G1039.BRUT | Perforatore Fori Tessuto | |

* Vista dalla parte anteriore del prodotto

| Immagine | Codice | Descrizione | Colore |
|---|---|---|---|
| 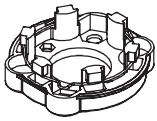 | DMR.APR.G2002.BRUT | Adattatore in Zama | |
| 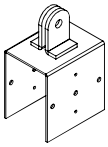 | DMR.APR.P1029.ELGV | Staffa ad U - Sistema a Sospensione - STD 242 mm | |
| 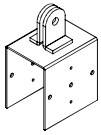 | DMR.APR.P1031.ELGV | Staffa ad U - Sistema a Sospensione - ECO 152 mm | |
| 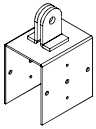 | DMR.APR.P1028.ELGV | Staffa ad U - Sistema a Sospensione - STD 122 mm | |
| 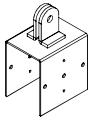 | DMR.APR.P1030.ELGV | Staffa ad U - Sistema a Sospensione - ECO 77 mm | |
| 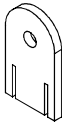 | DMR.APR.G1028.ELGV | Flangia  a Barra - Sistema a Sospensione | |
| 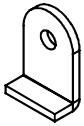 | DMR.APR.G1032.ELGV | Flangia  a Barra - Sistema a Sospensione | |

| Immagine | Codice | Descrizione | Colore |
|---|---|---|---|
| | DMR.APR.G1029.ELGV | Dado per Bullone Barra Sistema a Sospensione | |
| 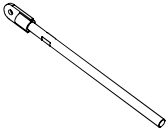 | DMR.APR.G1030.ELGV | Barra M30 Sistema a Sospensione Ø50 mm | |
| 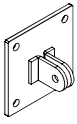 | DMR.APR.G1031.ELGV | Flangia a Parete Sistema a Sospensione | |
| 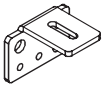 | DMR.APR.P1037.ELGV | Staffa Aggancio Guida<br>65x60x90 T:6mm | |
| | DMR.APR.P1036.ELGV | Staffa Aggancio Guida<br>60x30x55 T:6mm | |
| 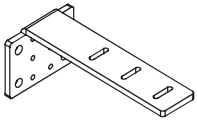 | DMR.APR.P1038.ELGV | Staffa Aggancio Guida<br>30x10,5x14 T:6mm | |

| Immagine | Codice | Descrizione | Colore |
|---|---|---|---|
| 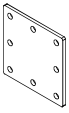 | DMR.APR.G1145.BRUT | Flangia Ferro - senza uscita acqua 380x380x15 mm | |
| 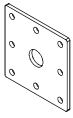 | DMR.APR.G1043.ELGV | Flangia Ferro - con uscita acqua 380x380x15 mm | |
| 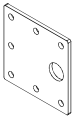 | DMR.APR.G1044.ELGV | Flangia Ferro - con uscita acqua laterale 380x380x15 mm | |
| 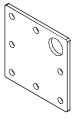 | DMR.APR.G1045.ELGV | Flangia Ferro - con uscita acqua ad angolo 380x380x15 mm | |
| 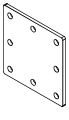 | DMR.APR.G1046.ELGV | Flangia Ferro - senza uscita acqua 400x400x10 mm | |
| 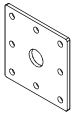 | DMR.APR.G1147.BRUT | Flangia Ferro - con uscita acqua centrale 400x400x10 mm | |
| 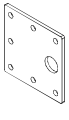 | DMR.APR.G1146.BRUT | Flangia Ferro - con uscita acqua laterale 400x400x10 mm | |
| 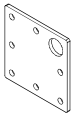 | DMR.APR.G1148.BRUT | Flangia Ferro - con uscita acqua ad angolo 400x400x10 mm | |

| Immagine | Codice | Descrizione | Colore |
|---|---|---|---|
| 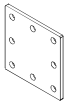 | DMR.APR.G1144.BRUT | Flangia Ferro - senza uscita acqua<br>300x300x15 mm | |
| 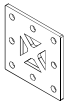 | DMR.APR.G1114.BRUT | Flangia Ferro - con uscita acqua centrale<br>300x300x15 mm | |
| 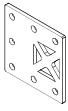 | DMR.APR.G1089.ELGV | Flangia Ferro - con uscita acqua laterale<br>300x300x15 mm | |
| 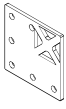 | DMR.APR.G1088.ELGV | Flangia Ferro - con uscita acqua ad angolo<br>300x300x15 mm | |
| 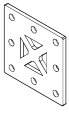 | DMR.APR.G1040.ELGV | Flangia Ferro – con uscita  acqua centrale<br>300x300x10 mm | |
| 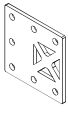 | DMR.APR.G1041.ELGV | Flangia Ferro - con uscita acqua laterale<br>300x300x10 mm | |
| 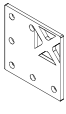 | DMR.APR.G1039.ELGV | Flangia Ferro – con uscita acqua ad angolo<br>300x300x10 mm | |
| 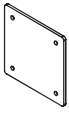 | DMR.APR.G1034.ELGV | Flangia Ferro - senza uscita acqua<br>200x200x10 mm | |

| Immagine | Codice | Descrizione | Colore | Dimensione |
|---|---|---|---|---|
| 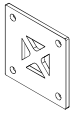 | DMR.APR.G1036.ELGV | Flangia Ferro – con uscita acqua centrale<br>200x200x10 mm | | |
| 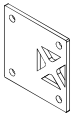 | DMR.APR.G1037.ELGV | Flangia Ferro – con uscita acqua laterale<br>200x200x10 mm | | |
| 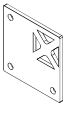 | DMR.APR.G1035.ELGV | Flangia Ferro – con uscita acqua ad angolo<br>200x200x10 mm | | |
| 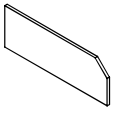 | DMR.APR.G1051.ELGV | Flangia Ferro<br>430x150x10 mm | | |
| 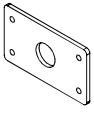 | DMR.APR.G1054.ELGV | Flangia Ferro<br>260x150x10 mm | | |
| 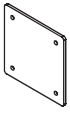 | DMR.APR.G1048.ELGV | Flangia Ferro<br>240x150x10 mm | | |
| 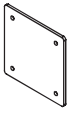 | DMR.APR.G1147.BRUT | Flangia Ferro<br>220x150x10 mm | | |
| 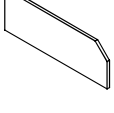 | DMR.APR.G1063.ELGV | Bandiera<br>380x380x10 mm | | |

| Immagine | Codice | Descrizione | Colore |
|---|---|---|---|
| | DMR.APR.G1064.ELGV | Bandiera<br>230x80x10 mm | |
| | DMR.APR.G1065.ELGV | Bandiera<br>115x80x10 mm | |
| 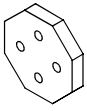 | DMR.APR.G1050.ELGV | Flangia Esagonale Interno - Pilastro<br>5mm | |
| 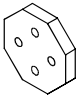 | DMR.APR.G1049.ELGV | Flangia Esagonale Interno - Pilastro<br>3mm | |
| 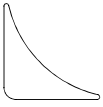 | DMR.APR.G1052.ELGV | Bandiera a Mezza Luna  Piccola<br>80x80x10 mm | |
| 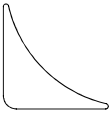 | DMR.APR.G1053.ELGV | Bandiera a Mezza Luna Grande<br>100x100x10 mm | |
| | DMR.APR.G1055.ELGV | Tappo Profilo Pilastro | |
| 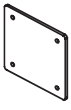 | ALM.APR.G1006.BRUT | Flangia  Alluminio<br>400x400x10 mm | |
| 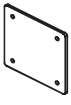 | ALM.APR.P1005.BRUT | Flangia Alluminio<br>310x150x10 mm | |

| Immagine | Codice | Descrizione | Colore |
|---|---|---|---|
| 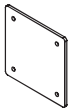 | ALM.APR.G1023.BRUT | Flangia Alluminio<br>300x300x10 mm | |
| 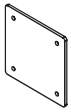 | ALM.APR.P1007.BRUT | Flangia Allumino – Parte Laterale per Serie Pavilion<br>250x250x10 mm | |
| 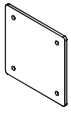 | ALM.APR.P1008.BRUT | Flangia Allumino – Parte Centrale per Serie Pavilion<br>250x250x10 mm | |
| 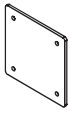 | ALM.APR.G1003.BRUT | Flangia Alluminio<br>200x200x10 mm | |
| 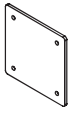 | ALM.APR.G1004.BRUT | Flangia Alluminio<br>150x150x10 mm | |
| 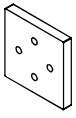 | ALM.APR.P1006.BRUT | Flangia Alluminio<br>120x120x3 mm | |
| | DMR.APR.G1024.ELGV | Supporto Profilo Frangisole<br>150x95x3 mm | |
| | DMR.APR.G1025.ELGV | Supporto Profilo Frangisole<br>100x76x3 mm | |

| Immaginie | Codice | Descrizione | Colore | Dimensione |
|---|---|---|---|---|
| | DMR.APR.P1125.BRUT | Braccio di Rinforzo | | |
| | DMR.APR.P1126.BRUT | Staffa di Rinforzo - ECO | | |
| | DMR.APR.P1127.BRUT | Staffa di Rinforzo - STD | | |
| 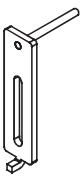 | DMR.APR.G1026.ELGV | Piastra Regolazione Profilo Porta Tessuto (Doppio) | | |
| 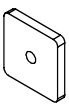 | DMR.APR.G1027.ELGV | Spina Bullone per Piastra Regolazione Profilo Porta Tessuto (Doppio)<br>M8 - 36x36 mm | | |

| Immagine | Codice | Descrizione | Colore |
|---|---|---|---|
| 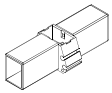 | PLS.APR.P1001.7040<br>PLS.APR.P1001.KREM<br>PLS.APR.P1001.BYAZ | Componente Centrale in Plastica<br>Profilo Porta Tessuto - Canale Doppio | Grey<br>Ivory<br>White |
| | PLS.APR.P1002.7040<br>PLS.APR.P1002.KREM<br>PLS.APR.P1002.BYAZ | Tappo Centrale in Plastica<br>Profilo Porta Tessuto - Canale Doppio | Grey<br>Ivory<br>White |
| 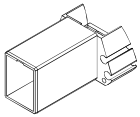 | PLS.APR.P1003.7040<br>PLS.APR.P1003.KREM<br>PLS.APR.P1003.BYAZ | Componente Laterale in Plastica<br>Profilo Porta Tessuto - Canale Doppio | Grey<br>Ivory<br>White |
| | PLS.APR.P1004.7040<br>PLS.APR.P1004.KREM<br>PLS.APR.P1004.BYAZ | Tappo Laterale in Plastica<br>Profilo Porta Tessuto - Canale Doppio | Grey<br>Ivory<br>White |
| | PLS.APR.P1008.KREM<br>PLS.APR.P1008.BYAZ<br>PLS.APR.P1008.7040 | Componente Centrale in Plastica Profilo<br>Porta Tessuto - Canale Singolo | Ivory<br>White<br>Grey |
| | PLS.APR.P1009.KREM<br>PLS.APR.P1009.BYAZ<br>PLS.APR.P1009.7040 | Tappo Centrale in Plastica<br>Profilo Porta Tessuto - Canale Singolo | Ivory<br>White<br>Grey |
| | PLS.APR.P1010.KREM<br>PLS.APR.P1010.BYAZ<br>PLS.APR.P1010.7040 | Componente Laterale in Plastica<br>Profilo Porta Tessuto - Canale Singolo | Ivory<br>White<br>Grey |
| | PLS.APR.P1011.KREM<br>PLS.APR.P1011.BYAZ<br>PLS.APR.P1011.7040 | Tappo Laterale in Plastica<br>Profilo Porta Tessuto - Canale Singolo | Ivory<br>White<br>Grey |
| | PLS.APR.P1005.7040<br>PLS.APR.P1005.KREM<br>PLS.APR.P1005.BYAZ | Guarnizione per Tessuto | Grey<br>Ivory<br>White |

| Immagine | Codice | Descrizione | Colore |
|---|---|---|---|
| | PLS.APR.G3001.SYAH | Adattatore Interno Motore 1 | |
| | PLS.APR.G3002.SYAH | Adattatore Interno Motore 2 | |
| 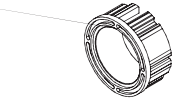 | TNT.APR.R5012.SMFY | Adattatore Interno Motore Ø63 mm | |
| | PLS.APR.G3003.SYAH | Alloggio Cuscinetto Motore | |
| | PLS.APR.G3006.BYAZ | Ingranaggio Albero Motore | |
| | PLS.APR.G3005.SYAH | Ingranaggio a Tubo Esagonale in Plastica per Motore | |
| | PLS.APR.G3004.BYAZ | Ingranaggio a Tubo per Motore | |

| Immagine | Codice | Descrizione | Colore |
|---|---|---|---|
| | PLS.APR.P1007.BRUT | Componente in Plastica per Faretto | |
| 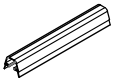 | PLS.APR.P1012.SFAF | Componente in Plastica per Luce LED Lineare | |
| 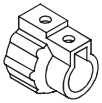 | PLS.APR.G3026.YMMX | Componente in Plastica per Albero di Trasmissione | |
| 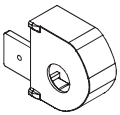 | PLS.APR.G3007.BYAZ | Alloggio Cuscinetto | Bianco |
| 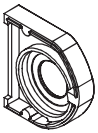 | PLS.APR.G3008.BYAZ | Tappo Alloggio Cuscinetto | Bianco |
| 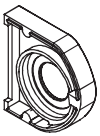 | PLS.APR.G3009.BYAZ | Tappo Alloggio Cuscinetto Ovale | Bianco |
| | PLS.APR.G3018.BRUT | Supporto Tappo Posteriore in Plastica per Guida | |

| Immagine | Codice | Descrizione | Colore |
|---|---|---|---|
| | PLS.APR.G3011.SYAH | Puleggia Cinghia di Distribuzione | |
| | PLS.APR.G3014.SYAH | Puleggia Cieca Cinghia di Distribuzione | |
| | PLS.APR.G3012.SYAH | Puleggia Cinghia di Distribuzione - Ovale | |
| | PLS.APR.G3015.SYAH | Puleggia Cieca Cinghia di Distribuzione - Ovale | |
| | PLS.APR.G3013.SYAH | Supporto Laterale Puleggia Cinghia di Distribuzione | |
| | PLS.APR.G3016.SYAH | Supporto Laterale Puleggia Cieca Cinghia di Distribuzione | |
| 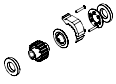 | PLS.APR.G3022.YMMX | Ingranaggio Cuscinetto a Rulli - Set Interno | |
|  | PLS.APR.G3023.YMMX | Ingranaggio Cuscinetto a Rulli - Set Interno - Ovale | |
| | PLS.APR.G3024.YMMX | Ingranaggio Liscio Cuscinetto a Rulli - Set Interno | |

| Immagine | Codice | Descrizione | Colore |
|---|---|---|---|
| | PLS.APR.G3025.YMMX | Ingranaggio Liscio Cuscinetto a Rulli - Set Interno - Ovale | |
| 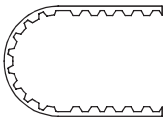 | PLS.FTL.G2005.BRUT | Cinghia Guida T16 | |
| 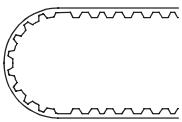 | PLS.FTL.G2006.BRUT | Cinghia Guida T20 | |
| 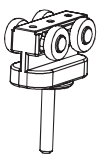 | PLS.APR.G3020.YMMX | Carrello a 4 Ruote<br>(Pronto per il fissaggio) | |
| 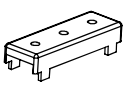 | PLS.APR.G3021.BRUT | Tappo per Carrello a 4 Ruote<br>(Pronto per il fissaggio) | |
| | PLS.FTL.G2002.SYAH | Guarnizione Grondaia GS451 | |
| | PLS.FTL.G2003.SYAH | Guarnizione Grondaia SP130 | |
| | PLS.FTL.G2004.SYAH | GS294 FS 1200 Guarnizione Profilo Guida Rail Profile (Nero) | |
| | PLS.FTL.G2007.KREM<br>PLS.FTL.G2007.7040 | Guarnizione SP89 | Ivory<br>Grey |

| Immagine | Codice | Descrizione | Colore |
|---|---|---|---|
| | PLS.FTL.G2009.KREM<br>PLS.FTL.G2009.7040 | Guarnizione SP171 | Ivory<br>Grey |
| | PLS.FTL.G2001.SYAH | Guarnizione SP141 | |
| | PLS.FTL.G2010.SYAH | Guarnizione ad H GS287 | |

| Immagine | Codice | Descrizione | Colore |
|---|---|---|---|
| 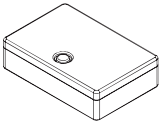 | ELK.PNO.G1000.0014 | Pannello per LED (Controllo remoto) | |
| 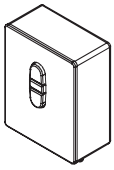 | ELK.PNO.G1000.0011 | Pannello Interruttore del Motore | |
| 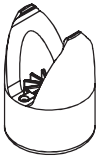 | ELK.LED.G1000.0006 | Lente LED Triplo | |
| | ELK.LED.G1000.0012 | LED Lineare (Pronto) | |
| 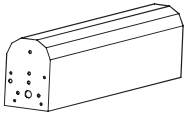 | ELK.MTR.G1000.0007 | Gruppo Riduttore Motore Pronto per il Fissaggio (Limitato) Destra (LT60 JUPITER - 85/17) | |
| 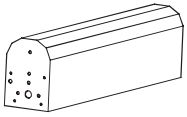 | ELK.MTR.G1000.0006 | Gruppo Riduttore Motore Pronto per il Fissaggio (Illimitato) Sinistra (LT60 JUPITER - 85/17) | |
| 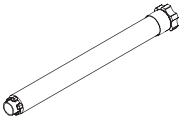 | ELK.SMF.G3000.0025 | LT60 JUPITER - 85/17 | |
| | ELK.LED.G1000.0001 | LED Lineare | |

| Immagine | Codice | Descrizione | Colore |
|---|---|---|---|
| 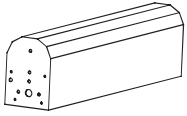 | ELK.MTR.G1000.0005 | Gruppo Riduttore Motore Pronto per il Fissaggio (Limitato) - Destra (LT60 ORION S - 55/17) | |
| 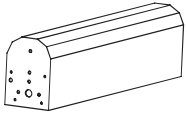 | ELK.MTR.G1000.0008 | Gruppo Riduttore Motore Pronto per il fissaggio (Illimitato) - Sinistra (LT60 ORION S - 55/17) | |
| 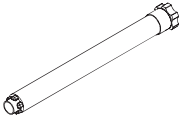 | ELK.SMF.G3000.0026 | LT60 ORION S - 55/17 | |
| 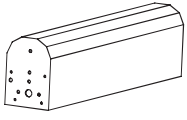 | ELK.MTR.G1000.0002 | Motore Pronto per il Fissaggio (OREA60 - 85/17) | |
| 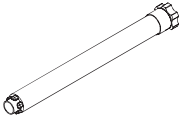 | ELK.SMF.G3000.0005 | OREA 60 - 85/17 | |

| Immagine | Codice | Descrizione | Colore |
|---|---|---|---|
| 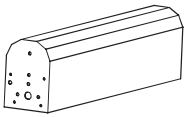 | ELK.MTR.G1000.0001 | Motore Pronto per il Fissaggio (OREA 60 - 55/17) | |
| 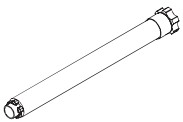 | ELK.SMF.G3000.0001 | OREA 60 - 55/17 | |
| 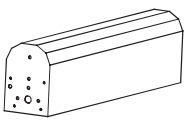 | ELK.MTR.G1000.0004 | Motore Pronto per il Fissaggio (OREA - 120/12) | |
| 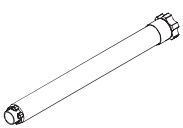 | ELK.SMF.G3000.0022 | OREA - 120/12 | |
|  | ELK.MTR.G1000.0010 | Albero di Azionamento Esagonale (Pronto per il Fissaggio) | |
| 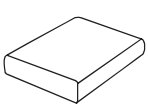 | ELK.SMF.G1000.0014 | General Engine (Centrale Interno RTS + CLAWS 1810137A) | |
| | ELK.SMF.G1000.0013 | Centralis Uno RTS + Claws (per Pannello Interuttore) | |

| Immagine | Codice | Descrizione | Colore |
|---|---|---|---|
|  | ELK.SMF.G1000.0015 | Ricevitore Moduli LED FS8 RTS | |
| | ELK.SRF.G1000.0017<br>ELK.SRF.G1000.0018 | Cavo NYAF 1x1.5mm$^2$ Cable | Rosso<br>Nero |
| 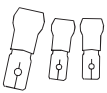 | ELK.SRF.G1000.0013 | Spina Maschio per Cavo | |
| | ELK.SRF.G1000.0014 | Spina Femmina per Cavo | |
| 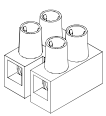 | ELK.SRF.G1000.0004 | Morsettiera Trasparente Terminale | |
| 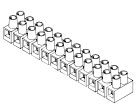 | ELK.SRF.G1000.0015 | Morsettiera a Modulo in Plastica per Terminale | |

| Immagine | Codice | Descrizione | Colore |
|---|---|---|---|
| 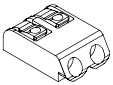 | ELK.SRF.G1000.0016 | Morsettiera Wago Terminale | |
| | ELK.SMF.G1000.0011 | Unità Interfaccia di Automazione (RS 485) | |
| 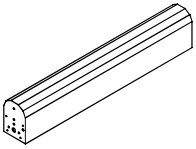 | ELK.MTR.G1000 | Scatola Motore | |
| 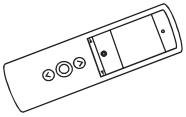 | ELK.SMF.G2000.0003 | Telecomando Telis 16 | |
| 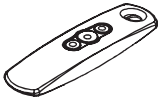 | ELK.SMF.G2000.0002 | Telecomando Telis 4 | |
| 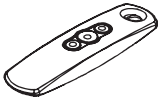 | ELK.SMF.G2000.0001 | Telecomando Telis 1 | |
| | ELK.SMF.G1000.0024 | Ricevitore a Modulo LED FS8 RTS(182247) | |